

General Education

Student Success at Southwest Virginia Community College

Progress of Students Enrolled in Remedial English and Math Classes

The Virginia Community College System has replaced the national placement instrument used to determine if incoming students need remedial mathematics or English classes with Virginia Community College System diagnostic instruments. The change to the new instrument means that limited data is available on the performance of students enrolled in remedial classes. The changeover in the English remedial instrument was launched one year later than the mathematics remedial instrument

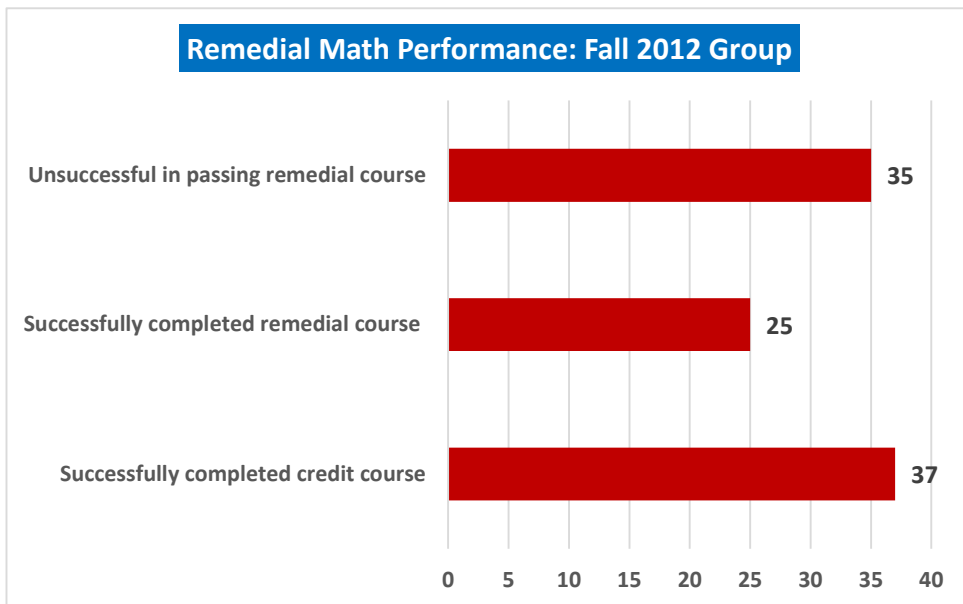
Remedial Math Performance

Ninety-seven (97) students were enrolled in remedial mathematics classes in Fall 2012.

- 62 students (64%) successfully completed a remedial math class and/or a credit math class relating to their major.
- 35 students (36%) did not successfully complete remedial mathematics between Fall 2012 and Fall 2013.

Of the 62 students successfully completing a remedial math class and/or a credit math class relating to their major:

- 37 students (60%) successfully completed a credit mathematics class between Fall 2012 and Fall 2013 relating to their major.
- 25 students (40%) successfully completed a developmental class, but had not successfully completed a credit class relating to their major between Fall 2012 and Fall 2013.



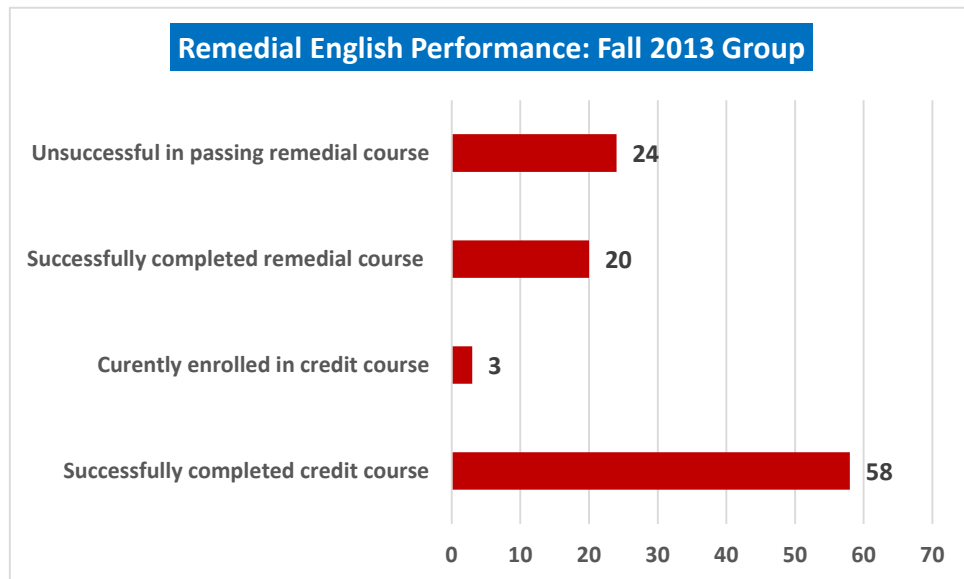
Remedial English Performance

One hundred five (105) students were enrolled in remedial English classes in Fall 2013.

- 81 students (77%) successfully completed a remedial English class and/or a credit English class relating to their major.
- 24 students (23%) did not successfully complete remedial English between Fall 2013 and Fall 2014.

Of the 81 students successfully completing a remedial English class and/or a credit English class relating to their major:

- 58 students (71%) successfully completed a for credit English class between Fall 2013 and Fall 2014 relating to their major.
- 20 students (25%) successfully completed a developmental English class, but had not successfully completed a credit class relating to their major between Fall 2013 and Fall 2014.
- 3 students (4%) having successfully completed a remedial English class are currently enrolled in a credit English class relating to their major.



Student Success in Certification Testing in Health Technology Programs

Emergency Medical Services had 25 of 26, 2014 graduates sit for their certification examination and all 25 students passed the examination.


Health Care Tech had 100% of its students sitting for the examination passed the written in 2013 and 93% of its students passed the written in 2014. In the Skills section 77% of the 2013 and 49% of the 2014 cohorts passed the examination. The lead faculty member associated with the program is making adjustments to the skills portion of the program seeking to improve student success in future testing.

Licensed Practical Nursing had 9 students take the certification examination and 6 (67%) passed the examination.

Occupational Therapy Assistant had 20 of its 21 2014 graduates sit for its certification examination and 19 of 20 (95%) passed the examination.

Radiographic Tech did not accept a cohort of students in 2012 and therefore had no students graduating in 2014.

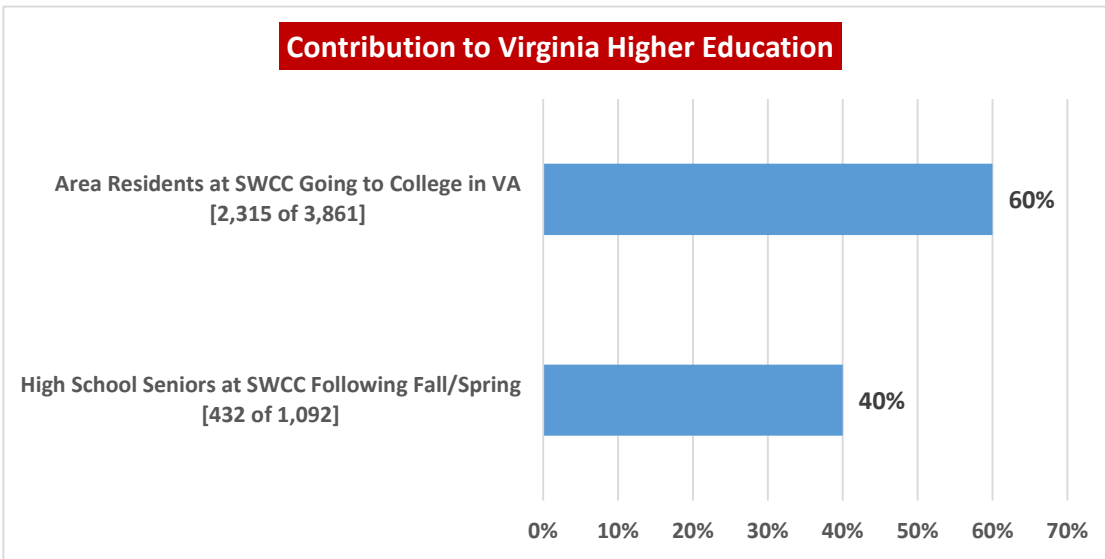
Virginia Appalachian Tricollege Nursing students took the National Council Licensure Exam-Registered Nurse (NCLEX-RN) and 130 (84%) of the 155 students sitting for the examination in 2012 passed and 151 (97%) of the 156 students sitting for the examination in 2013 passed.



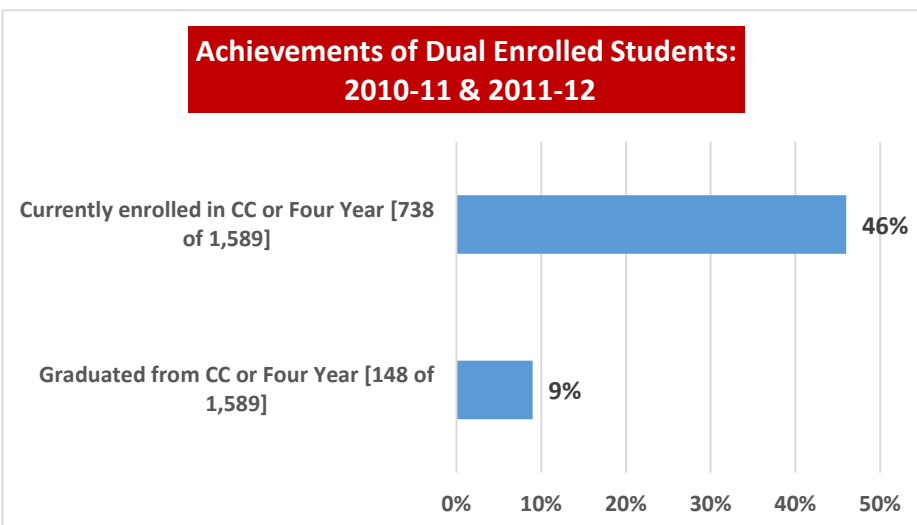
Serving Our Community Through Student Success

Of the 1,092 graduates from service region high schools in 2013, 432 enrolled at SWCC in the Fall and/or Spring 2014 [40% of the graduates]. Of the 366 graduates attending in Fall 2013, 298 returned to SWCC in Spring 2014 [an 81% retention rate].

The State Council of Higher Education in Virginia reports that 60% of area residents attending a Virginia public or private college or university in Fall 2013 were enrolled at SWCC [2,315 of 3,861 students].

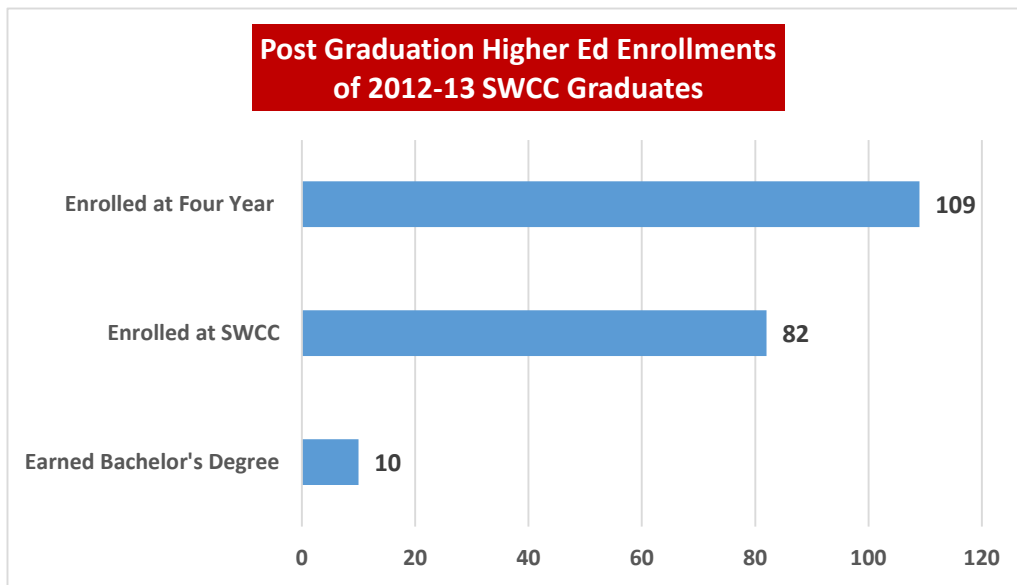


Tracking high school students who were enrolled in classes earning both college and high school credit in 2010-11 and 2011-12 [1,589] found that through 2013-14, 23 students had graduated from a four year college/university; 108 had graduated from SWCC, and 17 had graduated from another community college [9% of the students]. Furthermore, 459 of the dual enrolled students were enrolled in four year colleges and universities in Fall 2014; 237 were enrolled at SWCC in Fall 2014 and 42 were enrolled at other community colleges [46%].



Tracking 2012-2013 graduates found:

- 10 students had earned at least a bachelor’s degree from a four year college or university [3 from Old Dominion University, 3 from VA Intermont, 1 from Bluefield College, 1 from Liberty University, and 1 from King College].
- 109 were enrolled in four year colleges and universities in Spring 2014 – those with at least 10 enrolled students were: King College – 18; Virginia Tech – 17; Old Dominion University – 16; Radford University – 16; Bluefield College 10. 32 were enrolled at other four year college and universities.
- 82 students had enrolled at SWCC after graduating from the College.



Employment after Graduation

Four hundred sixty seven (467) students graduated from SWCC in 2012-13. In the fourth quarter of 2013 [approximately six months after graduating] 259 [55%] were employed based on data provided by the Virginia Employment Commission. Among students enrolled in programs designed for students seeking to enter the work force the percentage of graduates was slightly higher than the overall SWCC average. 190 [58%] of the 329 students enrolled in career-technical programs were employed.

The Virginia Employment Commission data includes employment data which other states provide to the commission.

Graduation Rate:

The tables below reflect Graduation and Transfer Rates for Virginia's community colleges as reported to the Integrated Postsecondary Education Data System (IPEDS).

Definitions:

- Cohort: Students who were first-time, full-time, and program-placed. Formerly dual enrolled and students who enrolled for the first time in the summer preceding the fall cohort year are included in these cohorts.
- Completers: Total number of completers (graduates) within 150% of normal time [that is 3 years for a two year award], including summer.
- Transfers: Total number of transfers-out within 150% of normal time. Transfer excludes transfer within VCCS institutions. It should be noted that prior to the Fall 2010 Cohort, transfer data was limited to transfers within Virginia.

Graduation Rates Fall 2010 Cohort, by College

College	Cohort	Completers	Graduation Rate	Transfers	Transfer Rate
BLUE RIDGE	564	142	25.2%	53	9.4%
CENTRAL VIRGINIA	558	138	24.7%	64	11.5%
DABNEY S. LANCASTER	173	47	27.2%	22	12.7%
DANVILLE	458	104	22.7%	66	14.4%
EASTERN SHORE	110	29	26.4%	15	13.6%
GERMANNA	758	172	22.7%	101	13.3%
J. SARGEANT REYNOLDS	935	124	13.3%	145	15.5%
JOHN TYLER	860	122	14.2%	143	16.6%
LORD FAIRFAX	614	202	32.9%	51	8.3%
MOUNTAIN EMPIRE	526	154	29.3%	20	3.8%
NEW RIVER	464	112	24.1%	55	11.9%
NORTHERN VIRGINIA	4,577	1,043	22.8%	726	15.9%
PATRICK HENRY	375	110	29.3%	34	9.1%
PAUL D. CAMP	149	36	24.2%	17	11.4%
PIEDMONT VIRGINIA	318	86	27.0%	35	11.0%
RAPPAHANNOCK	299	94	31.4%	23	7.7%
SOUTHSIDE VIRGINIA	450	158	35.1%	26	5.8%
SOUTHWEST VIRGINIA	412	130	31.6%	19	4.6%
THOMAS NELSON	934	147	15.7%	176	18.8%
TIDEWATER	3,321	476	14.3%	496	14.9%
VIRGINIA HIGHLANDS	396	97	24.5%	45	11.4%
VIRGINIA WESTERN	891	199	22.3%	122	13.7%
WYTHEVILLE	462	154	33.3%	33	7.1%

Links for Accreditation and Student Data Are Located at:

Accreditation:

The link to SWCC's accreditation information is below:

<http://sw.edu/about/governance/#accreditation>

Demographic/College Data:

SWCC provides to its employees, students and residents of the region demographic and college data. These data include our Academic and Unit Assessment Reports. The link is found below:

<http://sw.edu/about/ir/>

Outside Sources of Student Success Data:

State Council for Higher Education in Virginia is the state higher education organization with oversight of Virginia's public and private colleges and universities and which reports data on student success. The link to their website is below:

<http://research.schev.edu/iprofile.asp?UID=233648>

College Measures is a private organization that reports on student success in several states including Virginia. The link to their website is below:

<http://collegemeasures.org/>

Prepared by SWCC Institutional Research

December 5, 2014